

Week September 30th to October 4th

Activities and Homework**HOMEWORK****Monday, September 30th, 2024****Spelling**

Write a short story (5-7 sentences) using at least 7 words from the vocabulary list.

Tuesday, October 1st, 2024**NO HOMEWORK****Wednesday, October 2nd, 2024.****Use of English**

Complete the sentences with the past simple of the verbs in parentheses. Add ago if necessary.

Thursday, October 3rd, 2024.**Science**

Make a mind map about wheeled backpacks (theme) and their materials (ideas).

Date:

Key Num

Topic:

Homework

Date: **Monday, September 30th, 2024**

Key Num

Topic: **Homework**

Write a short story (5-7 sentences) using at least 7 words from the vocabulary list.

Example:

"The **life cycle** of butterflies is amazing. It starts with a small **egg** that turns into a **caterpillar**. Then, it enters the **chrysalis** stage, and after going through a complete **metamorphosis**, it becomes an adult butterfly. Just like in humans, butterflies go through growth stages, similar to how humans experience **puberty** during **adolescence**. This transformation requires a lot of **energy**, much like the development of a **fetus** in the womb."

Date: **Wednesday, October 2nd, 2024**

Key Num

Topic: **Homework**

Complete the sentences with the past simple of the verbs in parentheses. **A**dd ago if necessary.

a. **C**athy _____ (design) her new website yesterday.

b. **T**he instructor _____ (explain) how to pass the ball quickly.

c. **W**e _____ (go) on a family vacation a year _____.

d. **M**y parents _____ (fly) to London two days _____.

e. **I** _____ (see) your friend at the training program this morning.

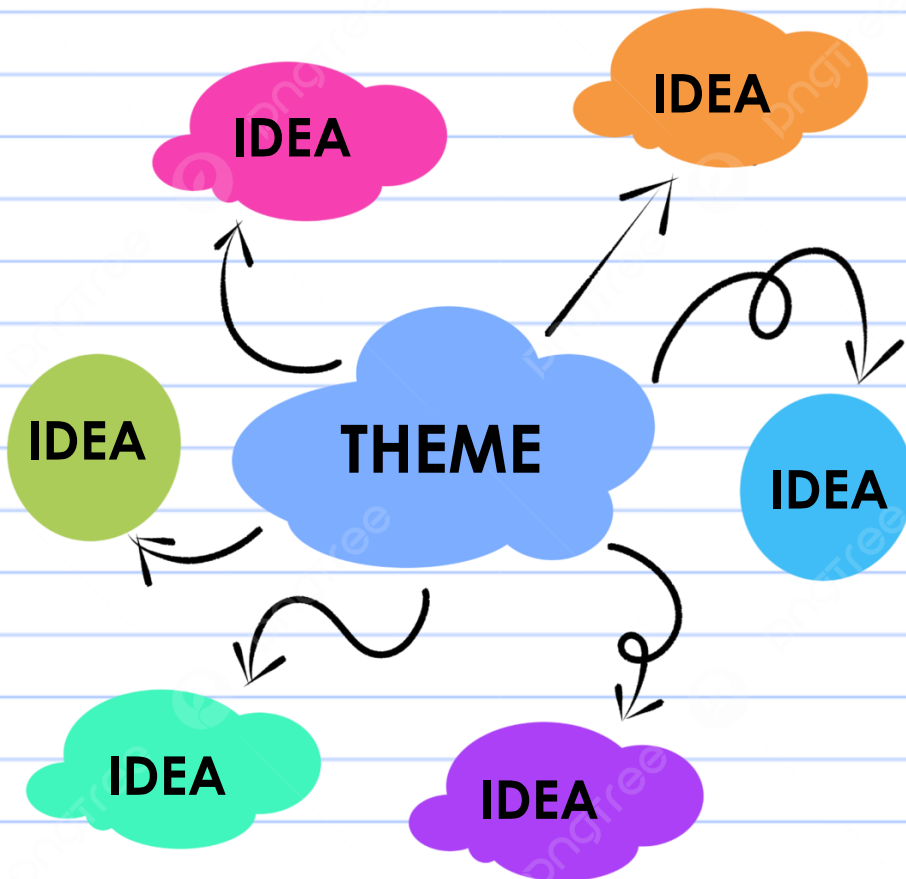
f. **I** _____ (meet) the scuba-diving instructor a couple of days _____.

Date: **Thursday, September 26th, 2024**

Key Num

Topic: **Homework**

Make a mind map about wheeled backpacks (theme) and their materials (ideas).



Date:

Key Num

Topic:

A**ctivities**

Date: **Monday, September 30th, 2024**

Key Num

Topic: **Vocabulary 5**

Write vocabulary 5 in your notebook.

1. life
2. cycle
3. hatchling
4. extinct
5. puppy
6. seed
7. pollinated
8. fetus
9. sea turtles
10. caterpillar
11. chrysalis
12. metamorphosis
13. energy
14. adolescent
15. puberty

Date: **Monday, September 30th, 2024**

Key Num

Topic: **Activity**

Make a diamond with the letters of each vocabulary word.

For example:

d
di
dia
diam
diamo
diamon
diamond
diamon
diamo
diam
dia
di
d

Date: **Tuesday, October 1st, 2024**

Key Num

Topic: **Activity**

Read the letter in page 16 of your Cambridge book.

Unit 1B Ready to Read: Fiction

1 Key Words 4 Listen and read.

Ask Alice for Advice!

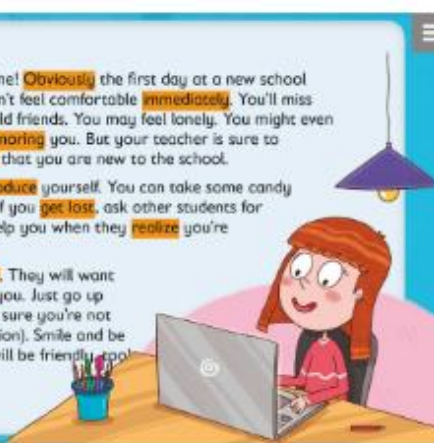
Hi Alice,
My family is moving, and I'm going to a new school. I'm really nervous. Do you have any advice for me?
Becky

Hi Becky,
Don't worry. You'll be fine! **Obviously** the first day at a new school is always **weird**. You won't feel comfortable **immediately**. You'll miss **hanging out with** your old friends. You may feel lonely. You might even think that everyone is **ignoring** you. But your teacher is sure to make an **announcement** that you are new to the school.

Just be friendly and **introduce** yourself. You can take some candy to **offer** to new friends. If you **get lost**, ask other students for directions. People will help you when they **realize** you're new.

Everyone will be **curious**. They will want to find out more about you. Just go up and say hello (but make sure you're not **interrupting** a conversation). Smile and be friendly. Other people will be friendly, too!

Good luck,
Alice



2 Match the definitions with the phrases. Then, listen to check.

1 be interested in something	a realize
2 speak when someone else is speaking	b announcement
3 become aware of something	c get lost
4 not listen to somebody	d hang out with
5 in a way that doesn't need to be explained	e introduce
6 spend time with someone/others	f immediately
7 strange or unusual	g interrupt
8 something someone says officially	h ignore
9 not know where you are	i be curious
10 meet another person and find out their name	j offer
11 instantly or at once	k obviously
12 ask someone if they would like to have something	l weird

Time to Talk!
When was the last time you made a new friend? How did you meet him or her? What do you like doing together?

16

Date: **Tuesday, October 1st, 2024**

Key Num

Topic: **Activity**

Answer the activity in page 16 of your Cambridge book.

Unit 1B Ready to Read: Fiction

1 **Key Words 4** Listen and read.

Ask Alice for Advice!

Hi Alice,
My family is moving, and I'm going to a new school. I'm really nervous. Do you have any advice for me?
Becky

Hi Becky,
Don't worry. You'll be fine! **Obviously** the first day at a new school is always **weird**. You won't feel comfortable **immediately**. You'll miss **hanging out with** your old friends. You may feel lonely. You might even think that everyone is **ignoring** you. But your teacher is sure to make an **announcement** that you are new to the school.

Just be friendly and **introduce** yourself. You can take some candy to **offer** to new friends. If you **get lost**, ask other students for directions. People will help you when they **realize** you're new.

Everyone will be **curious**. They will want to find out more about you. Just go up and say hello (but make sure you're not **interrupting** a conversation). Smile and be friendly. Other people will be friendly, too!

Good luck,
Alice



2 **Match the definitions with the phrases. Then, listen to check.**

1 be interested in something	a realize
2 speak when someone else is speaking	b announcement
3 become aware of something	c get lost
4 not listen to somebody	d hang out with
5 in a way that doesn't need to be explained	e introduce
6 spend time with someone/others	f immediately
7 strange or unusual	g interrupt
8 something someone says officially	h ignore
9 not know where you are	i be curious
10 meet another person and find out their name	j offer
11 instantly or at once	k obviously
12 ask someone if they would like to have something	l weird

Time to Talk!

When was the last time you made a new friend? How did you meet him or her? What do you like doing together?

16

Date: **Wednesday, October 2nd, 2024**

Key Num

Topic: **Past Tense with Ago**

These phrases can all be used with ago. Put them in order from the shortest to the longest length of time.

a month

a few years

two weeks

a couple of minutes

three days

an hour

Date: **Wednesday, October 2nd, 2024**

Key Num

Topic: **Simple Past verbs**

Simple past puzzle: Write each verb in its base and past simple form.

design

designed

explain

explained

go

went

fly

flew

see

saw

meet

met

Date: **Thursday, October 3rd, 2024**

Key Num

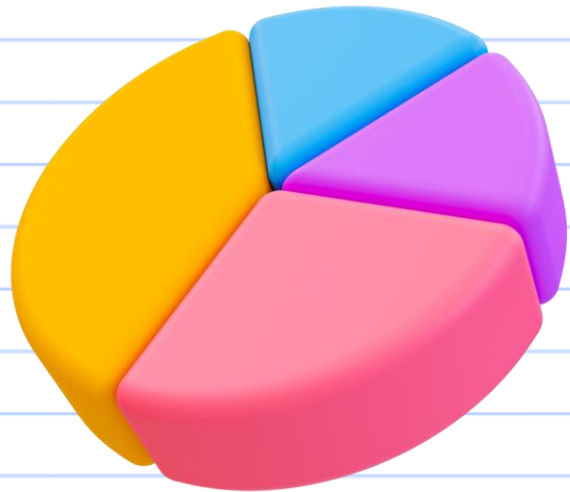
Topic: **The first steps of the design process**

Design process.

7. Communicate results: Talk about the results to other people, who will give feedback on how well the prototype accomplished its purpose.

Engineers can record and present the information in different ways as:

- graphs
- tables
- graphic organizers
- labeled diagrams
- pie charts
- mind maps



Date: **Thursday, October 3rd, 2024**

Key Num

Topic: **Book activity**

Answer page 8 of your Science book.

Communicate Results

As engineers test the prototype, they **document**, or record, the results. Then they communicate the results to other people, who will give **feedback** on how well the prototype accomplished its purpose. Engineers can record and present their information in different forms.

Word Box
document
feedback
graphs
tables
graphic organizers
labeled diagrams

Graphs: diagrams used to show the relation between different quantities or variables. Graphs use lines, points, curves, or areas. Some examples include histograms, bar graphs, pie graphs, and line graphs.

Tables: rows and columns used to arrange information or data so that a single piece of data can be easily identified and interpreted.

Graphic organizers: visual representations used to show how some elements relate to one another. They help illustrate difficult concepts or organize ideas in a visual way. Some examples are spider maps, Venn diagrams, charts, and mind maps.

Labeled diagrams: drawings accompanied by words used to help identify the parts or components of something.

Sharing the prototype with others is a way of repeating the tests to verify the results. It can help engineers identify any problems they may not have noticed before. For example, engineers might ask a group of students to test the wheeled backpacks and give feedback. Feedback has to be honest and relevant so that the prototype can be improved if necessary.

3. Label the pictures with the correct name of the type of data displayed.

pie chart line graph labeled diagram table histogram mind map

1 _____

2 _____

3 _____

4 _____

5 _____

Unit 1 What is the design process?

Date: **Friday, October 4th, 2024**

Key Num

Topic: **Dictation**

1.

2.

3.

4.

5.

6.

7.

8.

9.

10.

11.

12.

13.

14.